




**Grow a Rainbow:**

- 1 paper towel
- Washable colors (red, orange, yellow, green, blue, purple OR another set of colors if they don't have rainbow colors)
- 2 small drinking glasses full of water

**Fortune Teller (Cootie Catcher):**

- 1 piece of paper (printer paper, construction paper, light colors work better since we will be drawing on them)
- Something to write with (pen, pencil, etc)
- Print out (optional)
- See diagram on Page 2



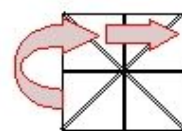
### Instructions

1. Add art & text. Select all art and go to Layout/Layer/Send to Back. Print and cut out square.
2. Fold diagonally in both directions to establish the center-point.
3. Unfold and turn over, so that the image is face down.
4. Fold corners to center-point.
5. Turn over and fold corners to center-point.
6. Fold in half vertically, crease and unfold.
7. Fold in half horizontally.
8. Insert thumbs and index fingers under outside corners. and pinch together.

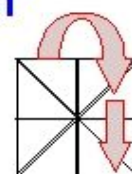
## Cootie Catcher



Step 4 & 5



Step 6



Step 7



Step 8

